



RAPID PREP

FILT-AIRE 20,000 CFM DUST COLLECTOR

FEATURES

- **AIR VOLUME** 20,000 ACFM at - 10" W.G.
- **POWER SOURCE** 50 HP, TEFC motor with all controls in a NEMA 4 weather-proof enclosure
- **FRAME** Extreme heavy-duty steel frame with 6" x 12" fork lift pockets and certified 4 point overhead lifting frame. 6 heavy-duty drop and pin legs.
- **FILTRATION** 42 easy access filter cartridges, polyester/cellulose blend (80/20) high efficiency cartridges, air to cloth ratio 2.3/1, air to filter ratio 476 ACF, 8,800 square feet of filter media.
- **FILTER CLEANING** Continuous pulse jet filter cleaning.
- **FAN** Cincinnati Fan class III construction, belt driven with "Quick Adjuster" system. Fan includes heavy-duty outlet damper, inspection doors and drain valve.
- **MATERIAL DISCHARGE** 3 drum loading stations. 3 easy-access drum covers with cam style raising and lowering system to allow safe changing of drums. Isolation valves to close off discharge points included at each loading station. Isolation valves to close off discharge points included at each loading station.
- **AIR INLETS** 4-16" hose inlet connections at 5 ft. from the ground, with quick connections. Includes 2-16" caps for unused inlets.

STANDARD EQUIPMENT


- Paint – one color (custom lettering available)
- Sp-3 surface preparation, 2 coats of primer and a finish coat of industrial enamel.
- Warranty – 1 year on all non-wear parts.

OPTIONS

- 75 HP motor = 20,000 ACFM at 14" W.G.
- Soft start motor starter
- Quiet Cube package (90 Dba)
- Explosion proof options
- Pneumatic vibrators
- Inlet and outlet connections

INDUSTRIAL VACUUM MANUFACTURES DUST COLLECTION SYSTEMS FROM 6,000 CFM - 60,000 CFM

Please contact us for more information on a dust collection system that will meet your requirements.







RAPID PREP

FILT-AIRE 20,000 CFM DUST COLLECTOR

Raised Height – 156"

Weight – 11,500 lbs.

Stowed Height – 122"



Width – 102"

Length – 260"